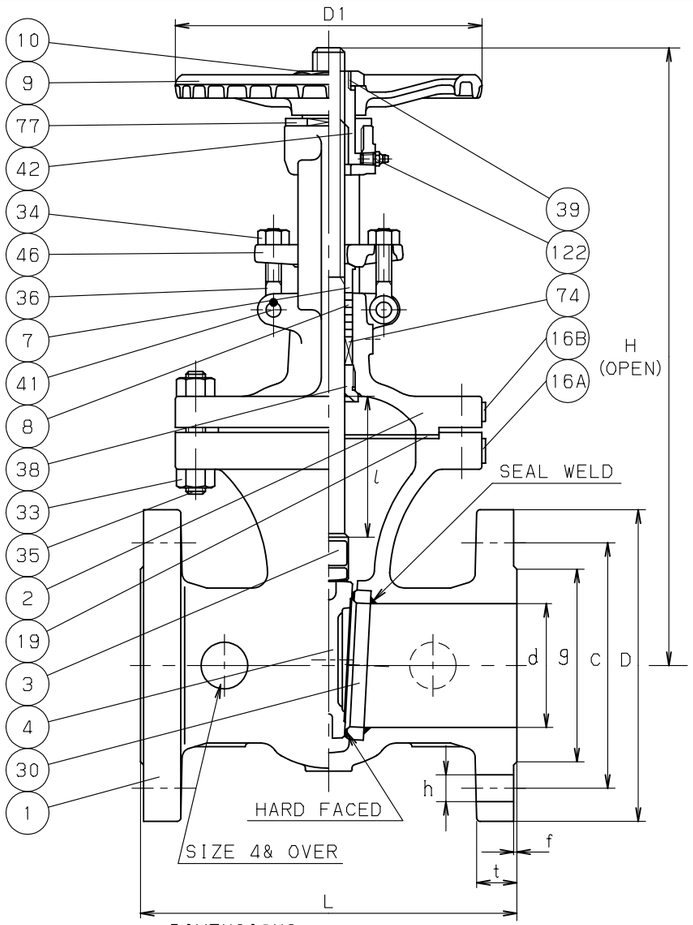

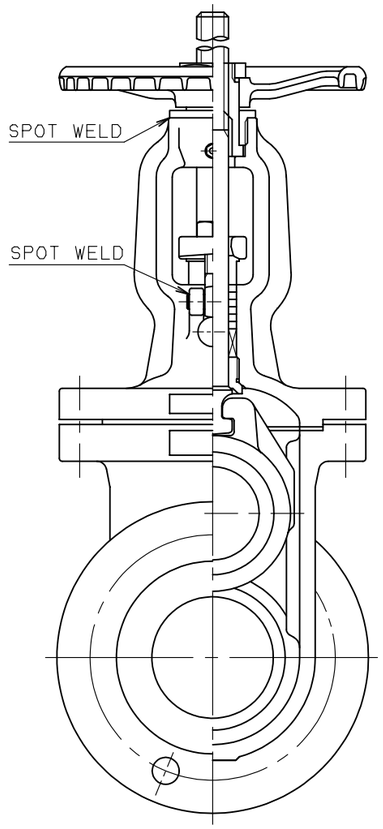

P/O NO. PS000369

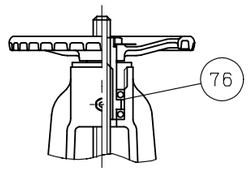

SIZE 10& OVER

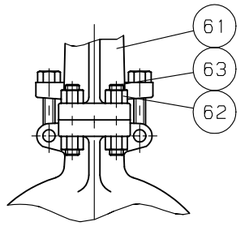

SIZE 12& OVER

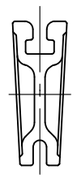

SIZE 5& OVER

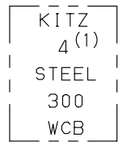

MARKING ON THE BODY

NO	NAME OF PARTS	QTY	MATERIALS	SPECIFICATIONS
1	BODY	1	CAST STEEL	A216 Gr.WCB
2	BONNET	1	CAST STEEL	A216 Gr.WCB
3	STEM	1	STAINLESS STEEL	A182 Gr.F6a
4	DISC	1	STAINLESS STEEL	A217 Gr.CA15
				(SIZE 11/2-4)
		1	CAST STEEL	A216 Gr.WCB+13CR
				(SIZE 5-24)
7	GLAND	1	STAINLESS STEEL	A182 Gr.F6a
8	GLAND PACKING	1S	FLEXIBLE GRAPHITE	
9	HAND WHEEL	1	DUCTILE IRON	
10	WHEEL NUT	1	CARBON STEEL	
16A	NAME PLATE	1	STAINLESS STEEL	
16B	LEV PLATE	1	STAINLESS STEEL	
19	GASKET	1	(2)	
30	BODY SEAT RING	2	CARBON STEEL+HF (3)	
33	BONNET NUT	1S	CARBON STEEL	A194 Gr.2H
34	GLAND NUT	2	CARBON STEEL	A194 Gr.2H
35	BONNET BOLT	1S	ALLOY STEEL	A193 Gr.B7
36	GLAND BOLT	2	CARBON STEEL	A576 Gr.1045
38	BONNET BUSH	1	STAINLESS STEEL	A182 Gr.F6a
39	SET SCREW	1	CARBON STEEL	
41	GLAND BOLT PIN	2	STAINLESS STEEL	A276 TYPE403
42	YOKE SLEEVE	1	DUCTILE NI-RESIST	A439 TYPED2
46	GLAND FLANGE	1	CAST STEEL	A216 Gr.WCB
61	YOKE	1	CAST STEEL	A216 Gr.WCB
62	YOKE NUT	8	CARBON STEEL	A194 Gr.2H
63	YOKE BOLT	4	ALLOY STEEL	A193 Gr.B7
74	BUSHING	1	STAINLESS STEEL	A276 TYPE403
76	THRUST BEARING	2	STEEL	
77	SLEEVE NUT	1	STAINLESS STEEL	A276 TYPE403 OR
				A217 Gr.CA15
122	GREASE NIPPLE	1	CARBON STEEL	
			1S=1 SET	

DIMENSIONS

UNIT;mm

NOMINAL SIZE in.	NOMINAL SIZE mm	d	H	D1	L	l	END FLANGE D	BOLT HOLE C	BOLT HOLE NO.	BOLT HOLE h	BOLT SIZE	g	t	f	APPROX. MASS (Kg)
1.1/2	40	40	411	200	190	64	156	114.5	4	22	3/4	73	20.7	1.6	24
2	50	50.5	411	200	216	65	165	127	8	19	5/8	92	22.3	1.6	27
2.1/2	65	65	454	200	241	80	190	149	8	22	3/4	105	25.4	1.6	35
3	80	80	528	250	283	96	210	168	8	22	3/4	127	28.6	1.6	49
4	100	101	613	250	305	118	254	200	8	22	3/4	157	31.8	1.6	72
5	125	125	692	300	381	141	279	235	8	22	3/4	186	35.0	1.6	99
6	150	151	790	350	403	166	318	270	12	22	3/4	216	36.6	1.6	138
8	200	203	1013	400	419	219	381	330	12	25	7/8	270	41.3	1.6	216
10	250	254	1215	450	457	273	444	387.5	16	29	1	324	47.7	1.6	332
12	300	305	1458	600	502	325	521	451	16	32	1.1/8	381	50.8	1.6	479
14	350	337	1561	600	762	363	584	514.5	20	32	1.1/8	413	54.0	1.6	700
16	400	387	1741	680	838	413	648	571.5	20	35	1.1/4	470	57.2	1.6	890
18	450	432	1931	680	914	459	711	628.5	24	35	1.1/4	533	60.4	1.6	1100
20	500	483	2137	760	991	516	775	686	24	35	1.1/4	584	63.5	1.6	1312
24	600	584	2540	910	1143	616	914	813	24	41	1.1/2	692	69.9	1.6	2150

NOTE (1) VALVE SIZE(inch) IDENTIFICATION. (3) Co-Cr-W ALLOY.
(2) FLEXIBLE GRAPHITE SPIRAL WOUND.

STANDARD		
	FACE TO FACE OR END TO END	ASME B16.10 CLASS 300
	END CONNECTION	ASME B16.5 CLASS 300
	WALL THICKNESS	API 600 CLASS 300
	PRESSURE TEST	API 598
FIGURE		(PH) 300SCLS

LOW EMISSION VALVES level-Ⅱ (Max100ppm.)

CLASS 300 CAST STEEL

GATE VALVES

BOLTED BONNET, OUTSIDE SCREW & YOKE, FLANGED ENDS.

DATE APPD	July.30'09	DRAWING NO	△		
APPD BY	S.Kitazawa	B51-091276	△		
CHKD BY	H.Ando		△		
DSGND BY	S.Omata		△		
DRAWD BY	S.Omata	REV-00	MARK	DATE	BY

KITZ CORPORATION

KITZ

S8-7061, XMK090005