



FREE FLOAT[®] STEAM TRAP

MODEL J6S-X

FREE FLOAT STEAM TRAP WITH THREE-POINT SEATING AND THERMOSTATIC AIR VENTING

Features

A reliable and durable stainless steel steam trap with tight shut-off for use on medium-size process equipment.

1. Self-modulating free float provides continuous, smooth, low velocity condensate discharge as process loads vary.
2. Precision-ground float, constant water seal and three-point seating design ensure a steam-tight seal, even under no-load conditions.
3. Only one moving part, the free float, prevents concentrated wear and provides long maintenance-free service life.
4. Thermostatic capsule (X-element) with "fail open" feature vents air automatically until close-to-steam temperature.
5. Built-in screen with large surface area ensures extended trouble-free operation.
6. Easy, inline access to internal parts simplifies cleaning and reduces maintenance costs.



Specifications

Model		J6S-X
Connection		Screwed
Size (mm)		15, 20, 25
Orifice No.		2, 5, 10, 16, 21
Maximum Operating Pressure (MPaG)	PMO	0.2, 0.5, 1.0, 1.6, 2.1
Maximum Differential Pressure (MPa)	ΔPMX	0.2, 0.5, 1.0, 1.6, 2.1
Minimum Operating Pressure (MPaG)		0.01
Maximum Operating Temperature (°C)	TMO	220
Subcooling of X-element Fill (°C)		up to 6
Type of X-element		B

PRESSURE SHELL DESIGN CONDITIONS (**NOT** OPERATING CONDITIONS): Maximum Allowable Pressure (MPaG) PMA: 2.1 1 MPa = 10.197 kg/cm²
Maximum Allowable Temperature (°C) TMA: 220



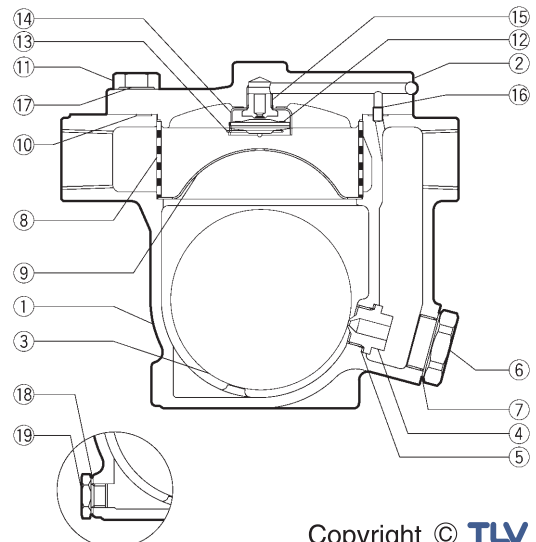
CAUTION

To avoid abnormal operation, accidents or serious injury, DO NOT use this product outside of the specification range. Local regulations may restrict the use of this product to below the conditions quoted.

No.	Description	Material	JIS	ASTM/AISI*
①	Body	Cast Stainless Steel	—	A351 Gr.CF8
②	Cover	Cast Stainless Steel	—	A351 Gr.CF8
③ ^F	Float	Stainless Steel	SUS316L	AISI316L
④ ^R	Orifice	—	—	—
⑤ ^{MR}	Orifice Gasket	Stainless Steel	SUS316L	AISI316L
⑥	Orifice Plug	Cast Stainless Steel	—	A351 Gr.CF8
⑦ ^{MR}	Orifice Plug Gasket	Stainless Steel	SUS316L	AISI316L
⑧ ^R	Screen inside/outside	Stainless Steel	SUS430/304	AISI430/304
⑨ ^R	Screen Holder	Stainless Steel	SUS304	AISI304
⑩ ^{MR}	Cover Gasket	Fluorine Resin	PTFE	PTFE
⑪	Cover Bolt	Stainless Steel	SUS304	AISI304
⑫ ^R	X-element	Stainless Steel	—	—
⑬ ^R	Spring Clip	Stainless Steel	SUS304	AISI304
⑭ ^R	X-element Guide	Stainless Steel	SUS304	AISI304
⑮ ^R	Air Vent Valve Seat	Stainless Steel	SUS420F	AISI420F
⑯	Connector	Stainless Steel	SUS416	AISI416
⑰	Nameplate	Stainless Steel	SUS304	AISI304
⑱	Drain Plug Gasket**	Stainless Steel	SUS316L	AISI316L
⑲	Drain Plug**	Stainless Steel	SUS303	AISI303

* Equivalent ** Option

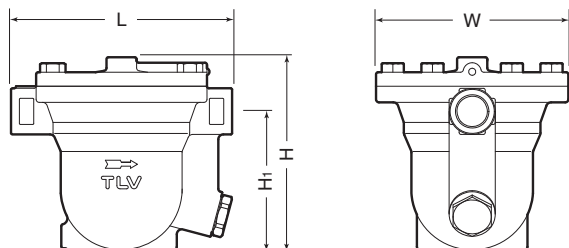
Replacement kits available: (M) maintenance parts, (R) repair parts, (F) float



Copyright © TLV

Dimensions

• J6S-X Screwed



J6S-X Screwed*

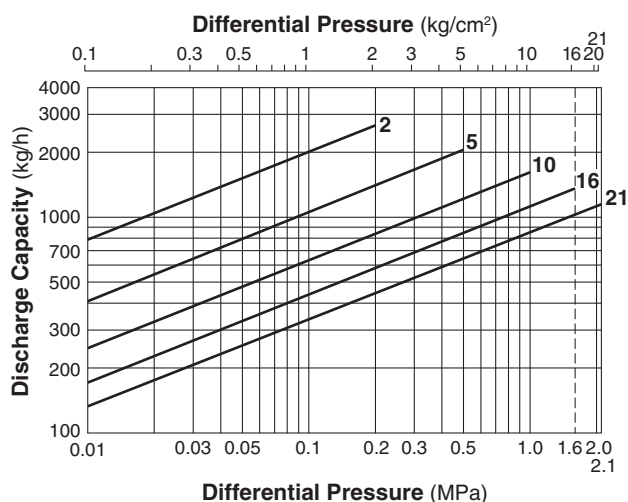
(mm)

Size	L	H	H ₁	W	Weight (kg)
15	220	192	138	191	9.5
20					
25					

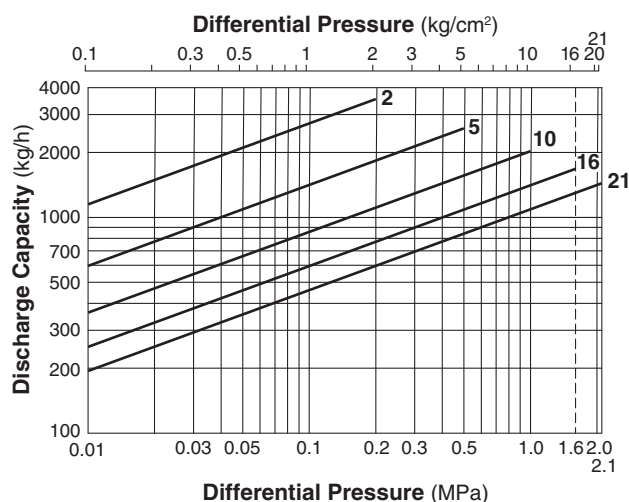
* Rc(PT), other standards available

Discharge Capacity

• Size 15, 20 mm



• Size 25 mm



1. Line numbers within the graph are orifice numbers.
2. Differential pressure is the difference between the inlet and outlet pressure of the trap.
3. Capacities are based on continuous discharge of condensate 6°C below saturated steam temperature.
4. Recommended safety factor: at least 1.5.



Do not use traps under conditions that exceed maximum differential pressure, as condensate backup will occur!

Manufacturer

ISO 9001/ISO 14001

TLV CO., LTD.
Kakogawa, Japan
is approved by LRQA Ltd. to ISO 9001/14001

